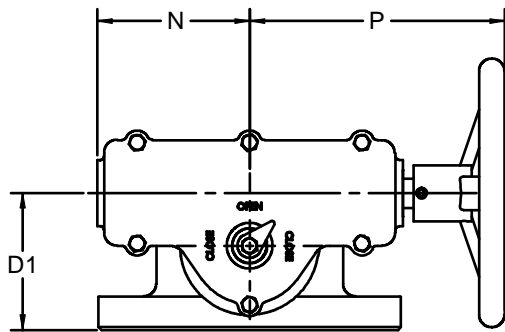
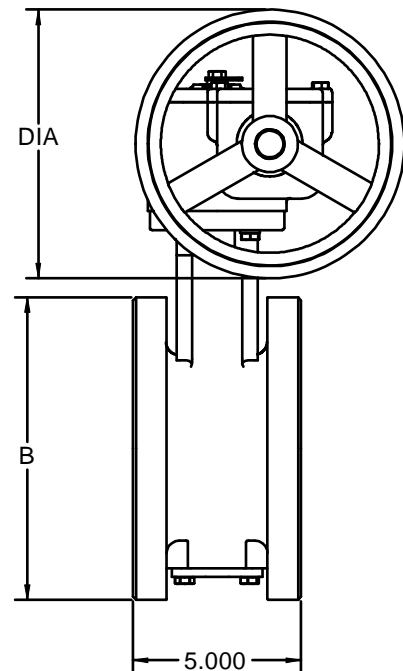
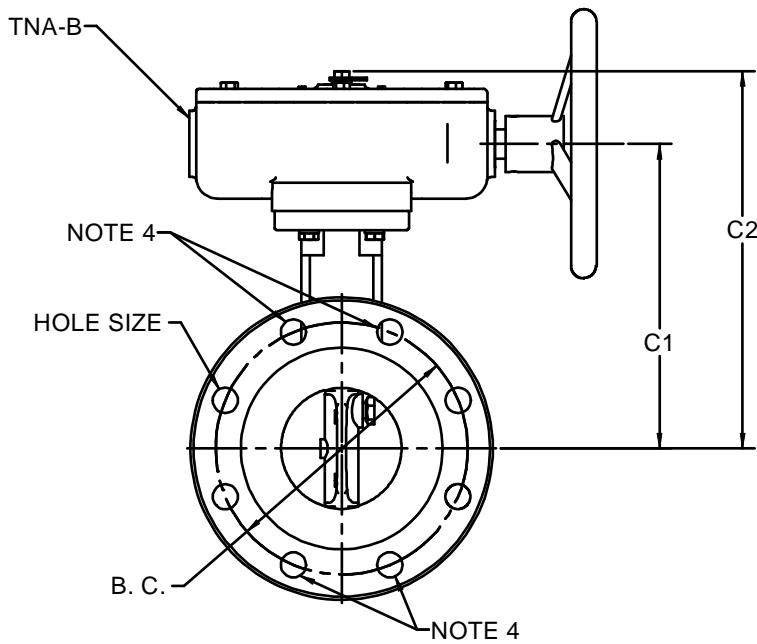
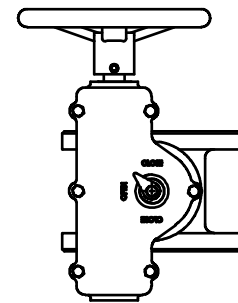


504 SERIES FLANGE X FLANGE, TNA OPERATOR WITH HAND WHEEL

VALVE DIMENSIONS									FLANGE DRILLING			
SIZE	B	C1	C2	D	D1	DIA	N	P	B. C.	HOLE SIZE	# OF HOLES	# OF TAPPED HOLES
3"	7.500	8.313	10.500	5	1.063	8.000	4.500	7.563	6.000	0.750	4	n/a
4"	9.000	9.062	11.250	5	4.063	8.000	4.500	7.563	7.500	0.750	8	n/a
6"	11.000	10.438	12.750	5	4.125	8.000	5.188	8.688	9.500	0.875	8	n/a
8"	13.500	11.875	14.250	6	4.625	8.000	5.188	8.688	11.750	0.875	8	n/a
10"	16.000	13.188	15.500	8	5.625	8.000	5.188	8.688	14.250	1.000	12	n/a
12"	19.000	14.625	16.938	8	5.625	8.000	5.188	8.688	17.000	1.000	12	n/a
14"	21.000	17.125	19.688	8	7.500	16.000	7.313	10.438	18.750	1.125	12	n/a
16"	23.500	18.063	20.625	8	7.500	16.000	7.313	10.438	21.250	1.125	16	4
18"	25.000	19.562	22.125	8	7.500	16.000	7.313	10.438	22.750	1.250	16	4
20"	27.500	21.063	23.625	8	7.500	16.000	7.313	10.438	25.000	1.250	20	4



◆ OPTIONAL CONFIGURATION



NOTES:

1. VALVES ARE DESIGNED TO MEET AWWA C504.
2. FLANGED CONNECTIONS ARE PER ANSI B16.1, CLASS 125.
3. VALVES ARE DESIGNED FOR BI-DIRECTIONAL FLOW BUBBLE TIGHT SERVICE (AWWA C504 CLASS 150B).
4. LOCATION OF THREADED HOLES, IF APPLICABLE.

K-FLO
 BUTTERFLY VALVES
 BY
 CRISPIN VALVES
 800-247-VALVE
 WWW.CRISPINVALVE.COM

504 SERIES VALVES
 TNA OPERATOR

REDRAWN: _____
 CHECKED: _____
 DRAWN: C. GEARY 02/17/10

SIZE **C** 504-TNA-WH REV 1